



**higher education
& training**

Department:
Higher Education and Training
REPUBLIC OF SOUTH AFRICA

MARKING GUIDELINE

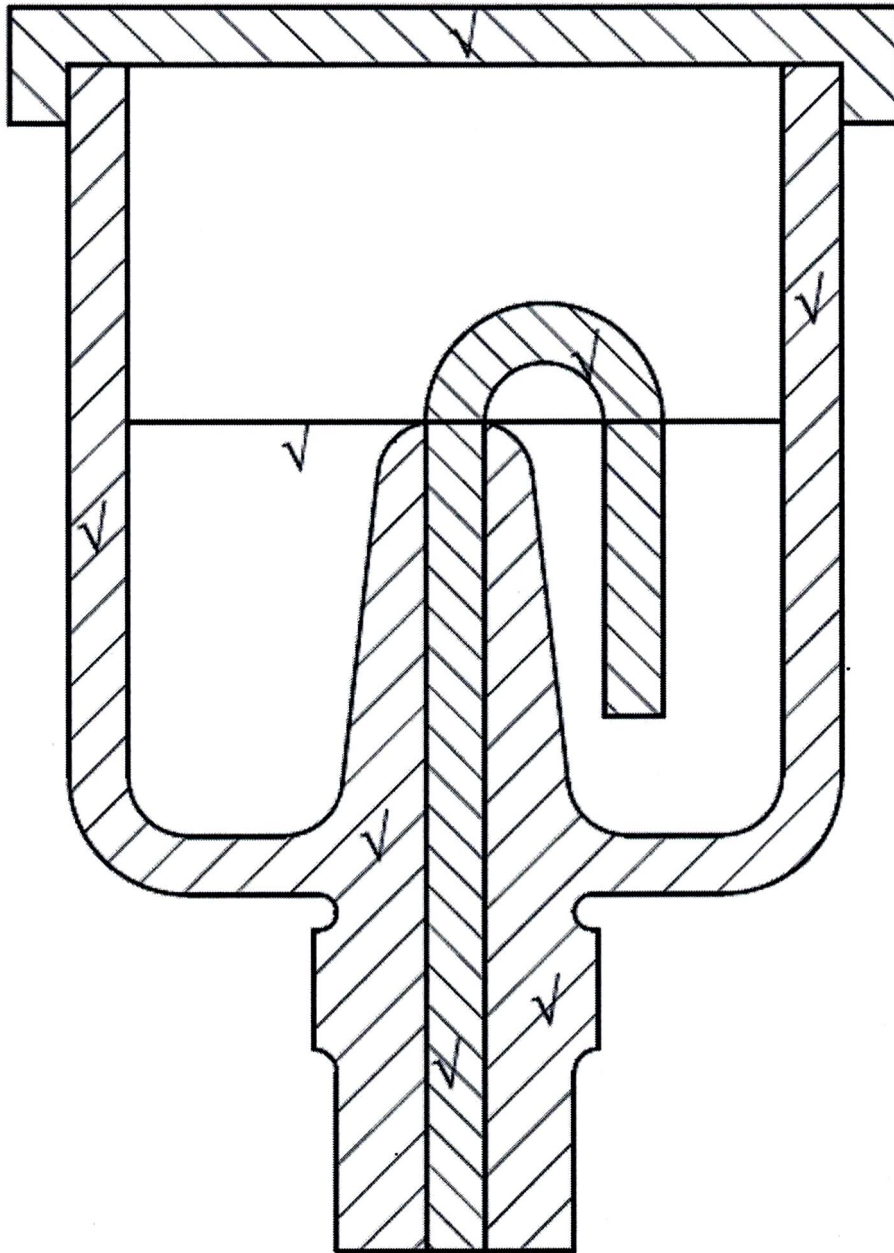
NATIONAL CERTIFICATE ENGINEERING DRAWING N3

9 April 2020

This marking guideline consists of 10 pages.

INSTRUCTIONS AND INFORMATION

1. Copying and scanning of drawings will affect the accuracy of the drawings on the marking guideline.
 2. All markers must prepare their own marking guidelines to use when marking candidates' drawings.
-

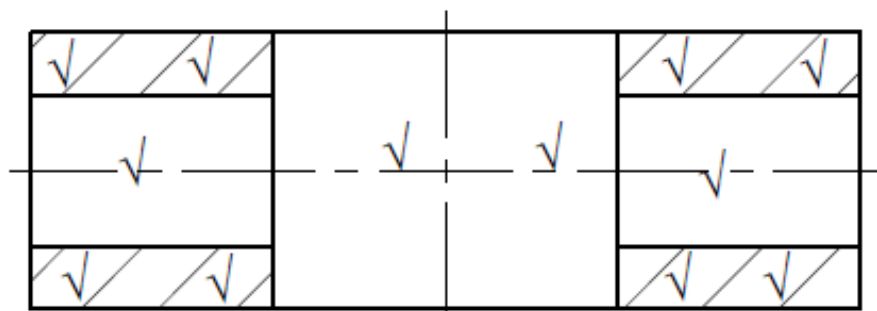
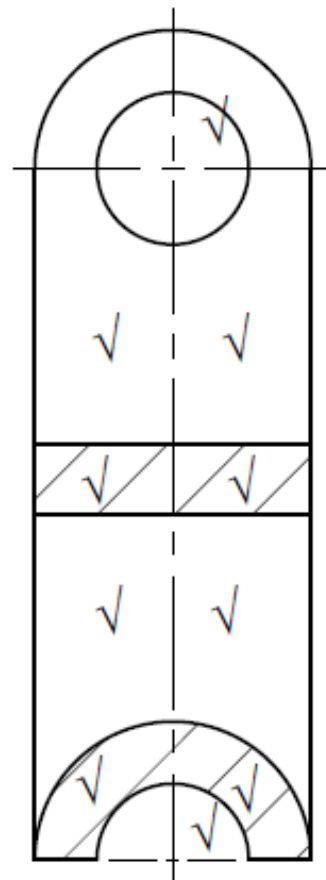
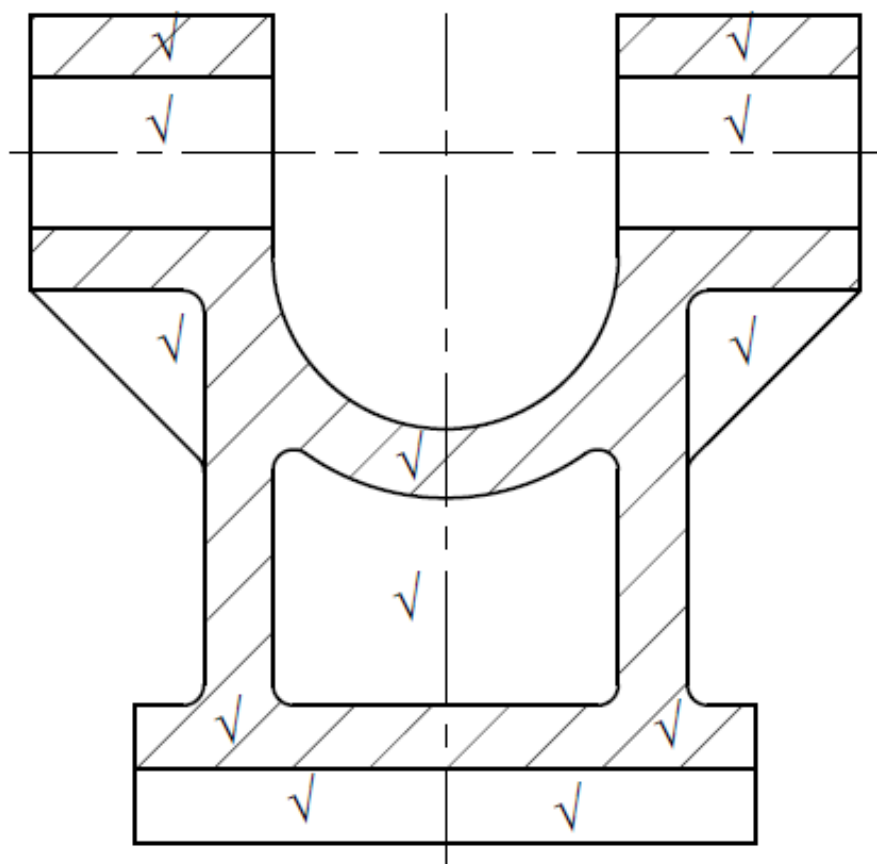
QUESTION 1: FREEHAND DRAWING

MARK ALLOCATION	
Correctness	4
Line work	3
Accuracy and proportion	3
TOTAL:	10

MARK ALLOCATION FOR CORRECTNESS – QUESTION 1**[10]**

½ mark for each of the areas indicated on the marking guideline = 4

QUESTION 2: SECTIONAL DRAWING



MARK ALLOCATION	
Correctness:	
FSFV	6
FSLV	5
FSTV	6
Line work	3
Accuracy	3
Layout and neatness	2
TOTAL:	25

MARK ALLOCATION FOR CORRECTNESS**FSFV**

2½	marks for correct sectioning	2½
½	mark for each web not sectioned	1
½	mark for each Ø22 hole not sectioned	1
½	mark for the gap in the component	½
½	mark for the inner surface of the R11 not sectioned	1
TOTAL:		6

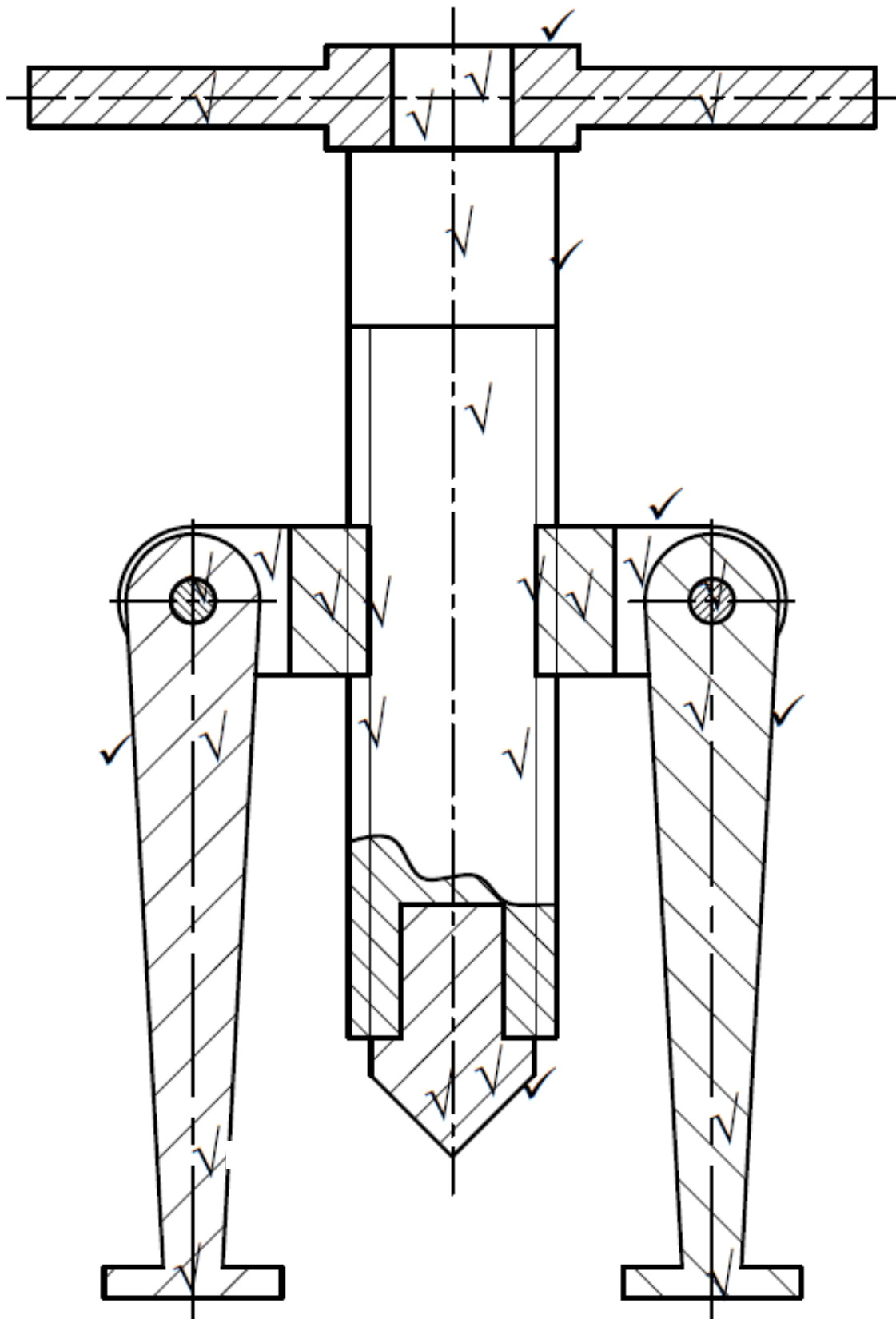
FSLV

2	marks for correct sectioning	2
½	mark for the Ø22 hole not sectioned	½
2	marks for the unsectioned areas	2
½	mark for the R11 not sectioned	½
TOTAL:		5

FSTV

4	marks for the correct sectioning	4
½	mark for each Ø22 hole not sectioned	1
1	mark for top view of the R25 curve	1
TOTAL:		6
		[25]

QUESTION 3: ASSEMBLY DRAWING

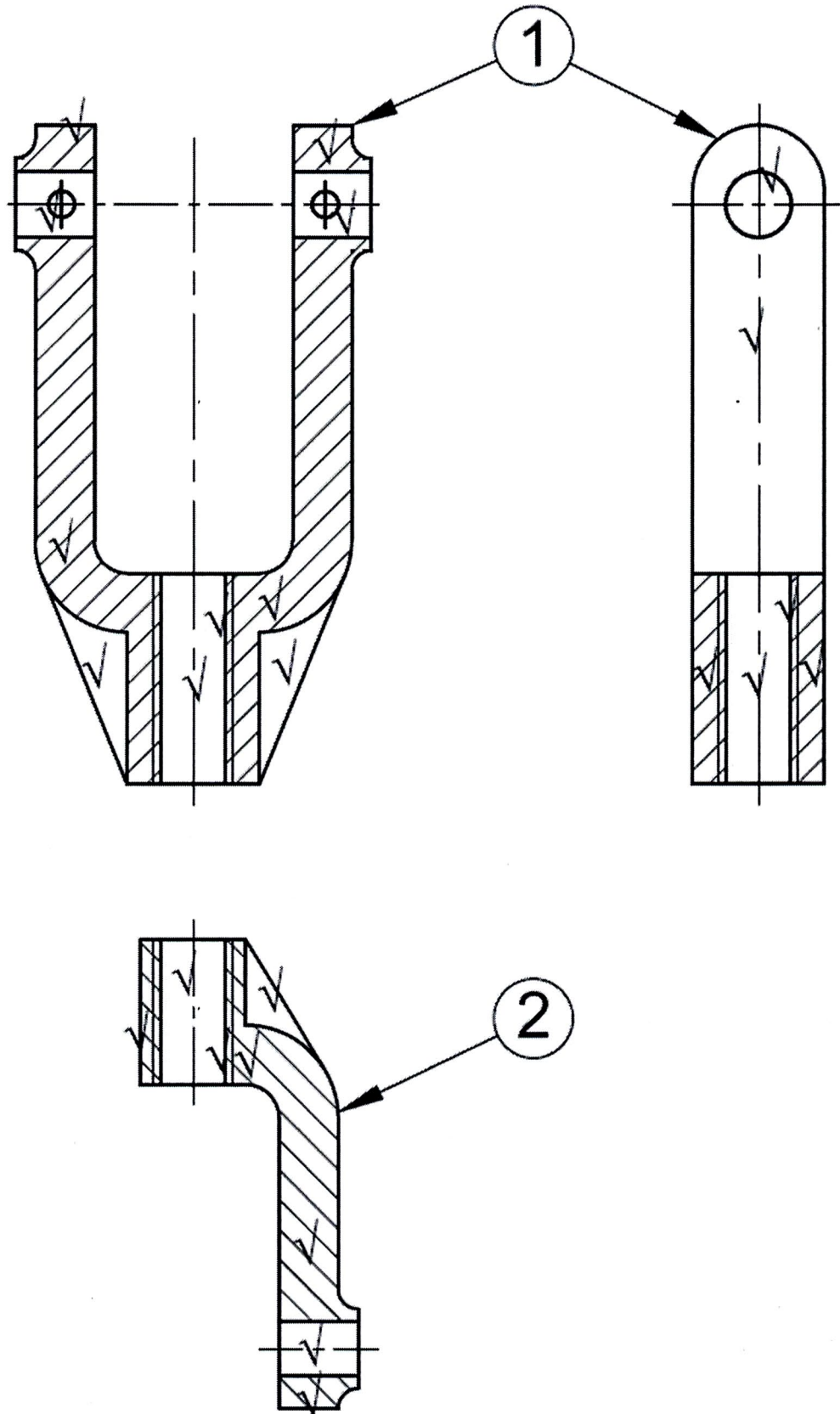


MARK ALLOCATION	
Correctness	18
Line work	5
Accuracy	5
Layout and neatness	2
TOTAL:	30

MARK ALLOCATION FOR CORRECTNESS

1 mark for each of items 1 to 5 (2 off Item 2) correctly assembled	6	
Item 1		
½ mark for correct sectioning	1	
½ mark for each of the unsectioned areas	1	
½ mark for drawing the threaded portion correctly	1	
Item 2		
1½ marks for correctly sectioning each item 2	3	
Item 3		
1 mark for the 16 square portion not sectioned (deduct ½ mark if the Ø8 hole is drawn)	1	
½ mark for the Ø28 not sectioned	½	
½ mark for not sectioning the threaded portion	½	
½ mark for drawing the threads correctly (conventional representation)	1	
Item 4		
½ mark for correct sectioning	1	
Item 5		
½ mark for correct sectioning	1	
Item 6		
½ mark for correctly sectioning each Item 6	1	
TOTAL:	18	[30]

QUESTION 4: DETAIL DRAWING



MARK ALLOCATION	
Correctness:	
FSFV (Item 1)	5
FSRV (Item 1)	3
FSFV (Item 2)	4
Line work	3
Accuracy	3
Layout and neatness	2
TOTAL:	20

MARK ALLOCATION FOR CORRECTNESS**FSFV (ITEM 1)**

½ mark for correct sectioning	2
½ mark for the 2 × Ø4 holes	½
½ mark for the 2 × Ø10 holes not sectioned	½
½ mark for each web not sectioned	1
½ mark for the tapped hole	1
TOTAL:	5

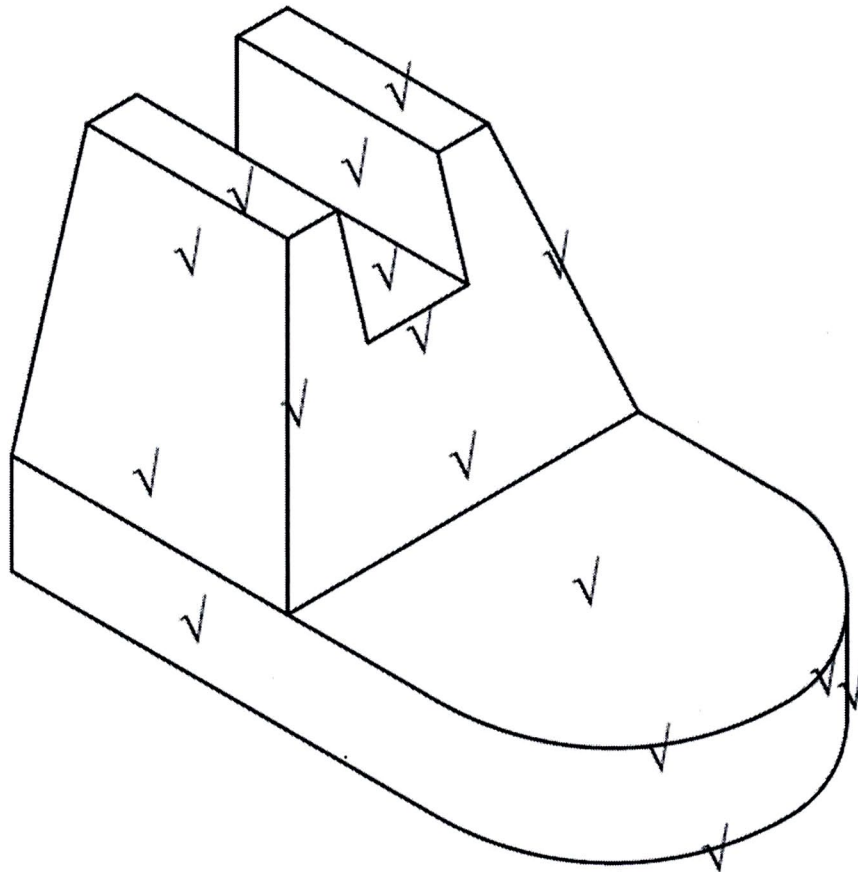
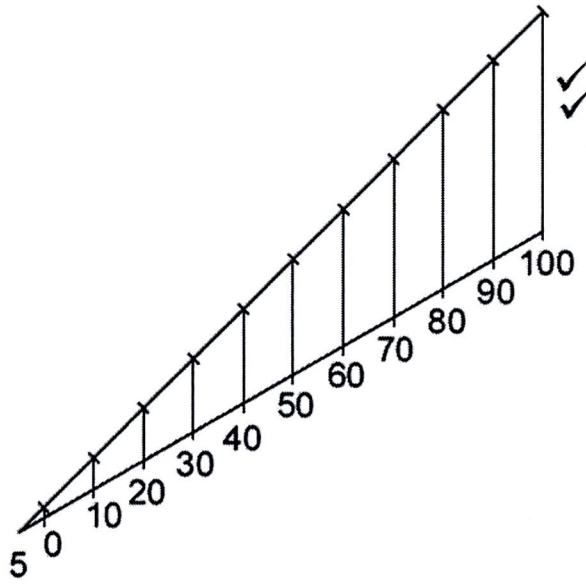
FSRV (ITEM 1)

½ mark for correct sectioning	1
½ mark for the Ø10 hole	½
½ mark for the unsectioned area	½
½ mark for the tapped hole	1
TOTAL:	3

FSFV (ITEM 2)

2 marks for correct sectioning	2
½ mark for the Ø8 hole not sectioned	½
½ mark for web not sectioned	½
½ mark for the tapped hole	1
TOTAL:	4

[20]

QUESTION 5: ISOMETRIC PROJECTION

MARK ALLOCATION	
Correctness	8
Isometric scale	2
Line work	2
Accuracy	2
Layout and neatness	1
TOTAL:	15

MARK ALLOCATION FOR CORRECTNESS

$\frac{1}{2}$ marks for each of the areas indicated on the marking guideline = 8 marks

TOTAL: [15]
100